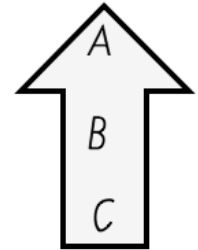
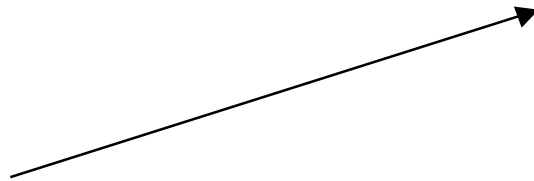
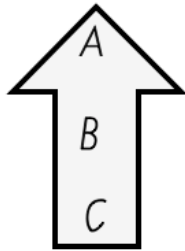


# Slides, Flips and Turns

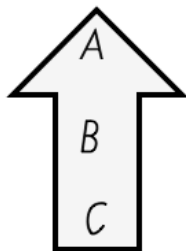
A shape or picture can be moved in various ways.

a) *Slide*

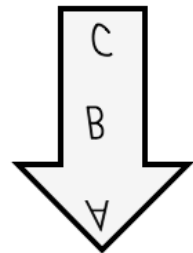
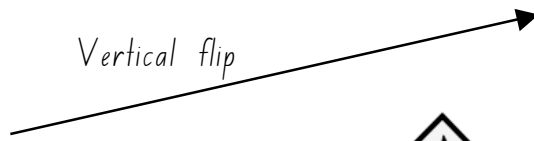


The shape simply moves from one location to another

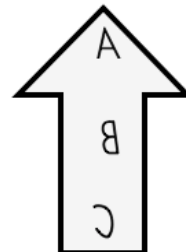
b) *Flip*



Vertical flip

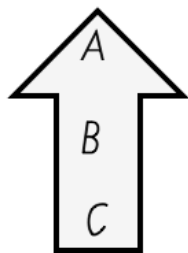


Horizontal flip

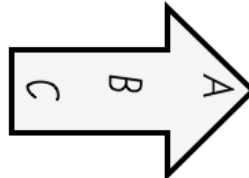


The shape is turned over from front to back (either horizontally or vertically)

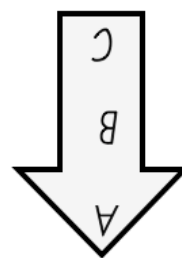
c) *Turn*



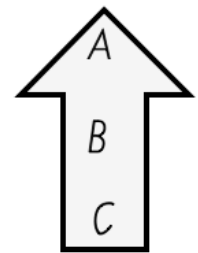
Quarter turn



Half turn



Full turn



The shape is rotated ( either a quarter turn, half turn or full turn )

Name: ..... Date: .....

# Slides, Flips and Turns

Look at each pair of pictures.

Decide if the second picture has been made by a slide, flip or turn.



To get the 2<sup>nd</sup> picture we had to \_\_\_\_\_ the 1<sup>st</sup> picture.



To get the 2<sup>nd</sup> picture we had to \_\_\_\_\_ the 1<sup>st</sup> picture.



To get the 2<sup>nd</sup> picture we had to \_\_\_\_\_ the 1<sup>st</sup> picture.



To get the 2<sup>nd</sup> picture we had to \_\_\_\_\_ the 1<sup>st</sup> picture.



To get the 2<sup>nd</sup> picture we had to \_\_\_\_\_ the 1<sup>st</sup> picture.



To get the 2<sup>nd</sup> picture we had to \_\_\_\_\_ the 1<sup>st</sup> picture.



To get the 2<sup>nd</sup> picture we had to \_\_\_\_\_ the 1<sup>st</sup> picture.



To get the 2<sup>nd</sup> picture we had to \_\_\_\_\_ the 1<sup>st</sup> picture.

Name: ..... Date:.....

# Slides, Flips and Turns

Look at each pair of pictures.

Describe *two steps* to get from the 1<sup>st</sup> picture to the 2<sup>nd</sup> picture.

.....



To get the 2<sup>nd</sup> picture we had to \_\_\_\_\_ then \_\_\_\_\_ the first picture.

To get the 2<sup>nd</sup> picture we had to \_\_\_\_\_ then \_\_\_\_\_ the first picture.



To get the 2<sup>nd</sup> picture we had to \_\_\_\_\_ then \_\_\_\_\_ the first picture.

.....

To get the 2<sup>nd</sup> picture we had to \_\_\_\_\_ then \_\_\_\_\_ the first picture.

# Slides, Flips and Turns

Look at each pair of pictures.

Decide if the second picture has been made by a slide, flip or turn.



To get the 2<sup>nd</sup> picture we had to  
flip the 1<sup>st</sup> picture.



To get the 2<sup>nd</sup> picture we had to  
turn the 1<sup>st</sup> picture.



To get the 2<sup>nd</sup> picture we had to  
slide the 1<sup>st</sup> picture.



To get the 2<sup>nd</sup> picture we had to  
turn the 1<sup>st</sup> picture.



To get the 2<sup>nd</sup> picture we had to  
turn the 1<sup>st</sup> picture.



To get the 2<sup>nd</sup> picture we had to  
flip the 1<sup>st</sup> picture.



To get the 2<sup>nd</sup> picture we had to  
flip the 1<sup>st</sup> picture.



To get the 2<sup>nd</sup> picture we had to  
slide the 1<sup>st</sup> picture.

# Slides, Flips and Turns

Look at each pair of pictures.

Describe *two steps* to get from the 1<sup>st</sup> picture to the 2<sup>nd</sup> picture.

.....



To get the 2<sup>nd</sup> picture we had to  
flip then turn  
the first picture.

To get the 2<sup>nd</sup> picture we had to  
flip then slide  
the first picture.



To get the 2<sup>nd</sup> picture we had to  
turn then slide  
the first picture.

To get the 2<sup>nd</sup> picture we had to  
flip then turn  
the first picture.

.....